



Specifications	
Measurement objects	Urine
Measurement items	GLU, PRO, BIL, URO, KET, pH, NIT, BLD, LEU, S.G., color tone ALB, CRE (calculation items: ALB/CRE ratio, PRO/CRE ratio)
Measurement wavelength	4-wavelength LED (430, 565, 635, and 760 nm)
Measurement principle	Test strip item: Dual-wavelength reflection photometric method (single wavelength for BLD) Color tone: reflectance measurement using a calibration pad
Test strips	AUTION Sticks series AUTION SCREEN Microalbumin/Creatinine Uriflet S 11UA
Reaction time	Approximately 1 minute
Processing speed	514 samples/hour (maximum processing mode: 7-second interval)
Memory capacity	520 samples
Display	7-Inch color LCD with touch panel
Printer	Thermal printer (58 mm width)
External output	RS-232C, Ethernet (optional)
Operating environment	Temperature: 10 to 30° C, Humidity: 20 to 80% R.H. (non-condensing)
Measurement environment	Temperature: 10 to 30° C, Humidity: 30 to 60% R.H. (non-condensing) *Depends on the temperature correction function.
Power requirements	AC adapter: 100 to 240 V AC (usable worldwide)
Power consumption	60VA
Barcode	External hand-held type (D Sub 9 pin)
Dimensions	206 (width) × 365 (depth) × 180 (height) mm
Weight	5.0kg


Semi-automatic urine analyzer

AutionDaten

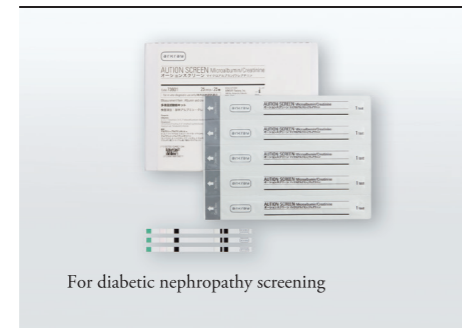
AE-4070 | Urinalysis (compact)




Urine test strip for the device
Uriflet S 11UA



Reagent for testing albumin and creatinine in urine
AUTION SCREEN Microalbumin/Creatinine



Urine test strips for visual check/device
AUTION Sticks / AUTION Sticks 10PA



Test strip	Measurement items	GLU	PRO	BLD	pH	BIL	URO	KET	NIT	S.G.	LEU	CRE	ALB	P/C*2	A/C*2
Uriflet S 11UA*1		●	●	●	●	●	●	●	●		●	●	●	●	●
AUTION SCREEN Microalbumin/Creatinine												●	●		●
AUTION Sticks 10PA		●	●	●	●	●	●	●	●		●	●		●	
AUTION Sticks 10EA		●	●	●	●	●	●	●	●	●	●				

*1 The results cannot be judged visually.
*2 Calculation items

Fast urinalysis! Hassle-free!

Multilingual touch panel (supports 8 languages)

Continuous measurement with auto-start

Easy maintenance

arkray global business, inc.

Yousuien-nai, 59 Gansuin-cho,
Kamigyo-ku, Kyoto 602-0008, JAPAN
TEL 81-75-662-8979 FAX +81-75-431-1202



arkray, inc.

Semi-automatic urine analyzer

Aution|Daten

AE-4070 | Urinalysis (compact)

Achieved a processing speed that's at the highest level among the AUTION series, even with its compact body!



Reduces the burden on medical staff by automating examinations

A visual check requires tasks such as time management and result judgment, which increases the burden on the medical staff.

Automation via the device improves work efficiency as the device automatically judges the measurement results.



Easy to use, automatic disposal of reagents after measurement




Dipping the test strip in urine



Auto-start by just setting it onto the tray



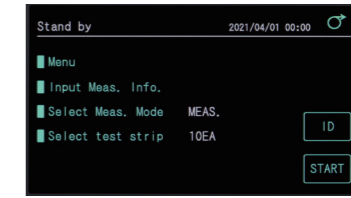
Printed out in approximately 60 seconds



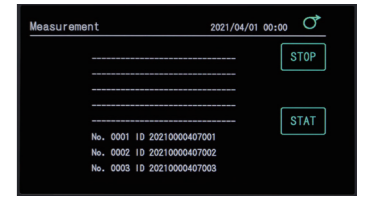
Automatically disposes it into the disposal tray after measurement

Multilingual support

Supports 8 languages: English, French, German, Italian, Greek, Spanish, Portuguese and Dutch.



Standby screen



The test strip position information in the device is displayed during the measurement.

Designed for usability

Auto-start from either the left or right side



Easy maintenance

For regular maintenance, simply remove the tray from the main unit and wash it with water.

Also, to replace the thermal recording paper on which the results are printed, simply sandwich the roll paper between the covers.



Continuous measurement at 7-second intervals

Continuous measurement is possible at 7-second intervals. Examinations won't be delayed even during the busy season.

Automatic aspiration of surplus urine

The device automatically aspirates the surplus urine on the test strip and adjusts it to the appropriate sample volume.

Turbidity input possible

Since it is possible to input the turbidity, it is also useful as a backup for a large urine qualitative analyzer.

The ALB/CRE ratio and PRO/CRE ratio can be measured via creatinine correction.

It is possible to easily perform qualitative screening tests for early kidney disease and diabetic nephropathy, which are considered to have no subjective symptoms.

Albumin/Creatinine ratio

Unit: mg/g, Cr [Albumin (mg/L)/Creatinine (mg/dL) x 100]

Albumin (mg/L)	Creatinine (mg/dL)				
	10	50	100	200	300
10	Retest				Normal
30			+ 1		
80	+ 2				
150					

Protein/Creatinine ratio

Unit: mg/g, Cr [Protein (mg/dL)/Creatinine (mg/dL) x 1000]

Protein (mg/dL)	Creatinine (mg/dL)				
	10	50	100	200	300
NEG.	Retest				Normal
15			+ 1		
30					
100					
300			+ 2		
1000					

The qualitative values can be determined more precisely with semi-quantitative ranks!

Multiple semi-quantitative ranks are set within a single qualitative rank, which makes it possible to judge the patients' conditions more precisely.

● GLU (Glucose)

Rank number	1	2	3	4	5	6	7	8	9	10	11
Qualitative value	—	±		1+		2+		3+		4+	
Semi-quantitative value (mg/dL)		30	50	70	100	150	200	300	500	1000	over

● PRO (Protein)

Rank number	1	2	3	4	5	6	7	8	9	10	11
Qualitative value	—	±		1+		2+		3+		4+	
Semi-quantitative value (mg/dL)		10	20	30	50	70	100	200	300	600	over

● BIL (Bilirubin)

Rank number	1	2	3	4	5	6	7	8	9	10
Qualitative value	—	1+		2+		3+		4+		
Semi-quantitative value (mg/dL)		0.5	1	2	3	4	6	8	10	over